

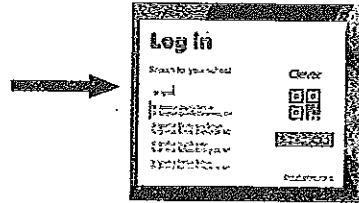
Steps for logging your child in to MyOn and begin reading.

Step 1: Type in clever.com




Step 2: In the upper right hand corner click on the "log in as a student" tab

Step 3: Type in St. Ignatius of Loyola in the "Search for your school" bar




Step 4: Click "Log in with Google"



Step 5: Log your child into Google. The Login is firstname.lastname@saintiwildcats.org

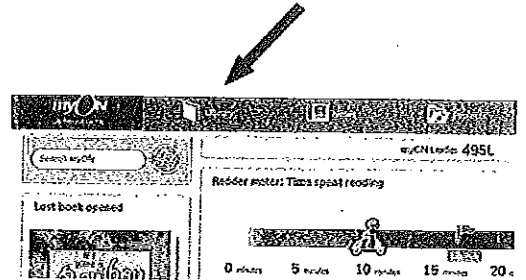
Step 6: The password is "wildcats"

Step 7: Click on the MyOn icon

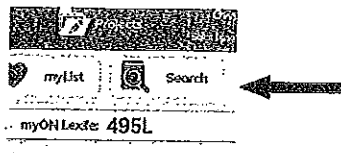


* You are now on your child's dashboard

Step 8: Click the "Library" tab at the top

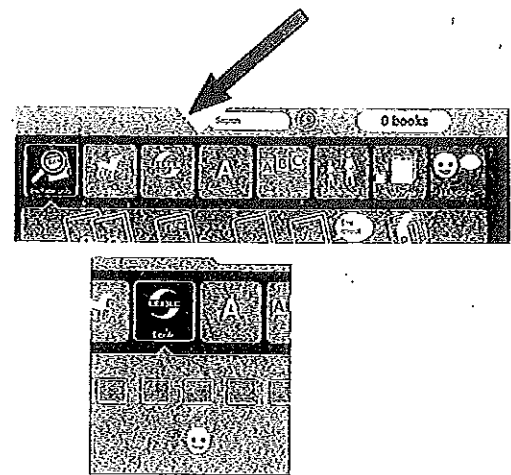


Step 9: Click the "Search" button




Step 10: Click  located in the upper left corner

Step 1 1: Click the "Lexile" button
This will now show you which Lexile range is best for your child.



Step 1 2: Click the  icon right above the Lexile bar

Step 1 3: Books that are within your child's Lexile range will appear at the bottom of the screen. Please choose from those books to begin reading.



* Please reach out to your child's teacher if you are unable to get onto MyOn or if you have any other questions.