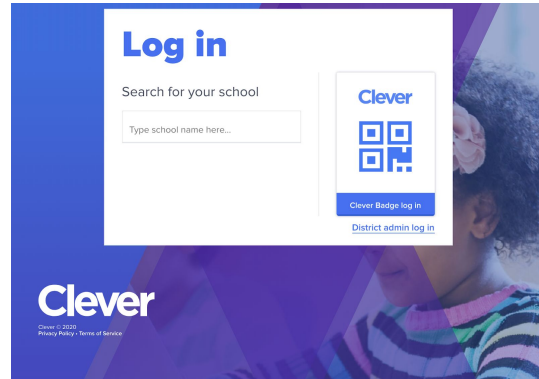


CLEVER LOG-IN - LAPTOP/DESKTOP

Use your browser to navigate to clever.com.
Choose “Log in as a student”. You should see this screen:

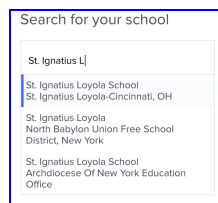


If the student has a Clever Badge


1. Choose “Clever Badge log in”
2. Allow Clever to use your camera
3. Hold Clever Badge in front of the camera on your device.

If the student does not have a Clever Badge

1. Search for school: “St. Ignatius Loyola School”
(Second line reads “St. Ignatius Loyola-Cincinnati, OH”)



2. Choose Log in with Google



3. Student username is first name.lastname@saintiwildcats.org
4. Student password in grades K-3 is wildcats.
5. This takes you to the Clever dashboard